


BHIKHABHAI JIVABHAI VANIYA MAHAVIDYALAYA

VALLABH VIDYANAGAR

Student Feedback Analysis 2017-18

Feedback regarding curriculum, based on 12 parameters was collected from 895 students. The results are inferred in terms of percentage based on the responses received from the students and the details of the same are mentioned in the table below:

Sr. No.	Questions	Frequency of Response (1- Excellent, 2-Very Good, 3- Good & 4- Average)				Percentage up to Good Response
		1	2	3	4	
1.	The entire syllabus is completed in time.	29.0	30.0	35.0	6.0	84.0
2.	The teachers are punctual and regular in taking lecture.	27.0	29.0	40.0	4.0	96.0
3.	The teachers come well prepared for the class.	25.0	29.0	41.0	5.0	95.0
4.	The teachers encourage participation & discussion in class.	29.0	33.0	32.0	6.0	94.0
5.	The teacher's attitude towards the students is friendly & helpful.	30.0	26.0	36.0	8.0	92.0
6.	Modern teaching aids, PPT, web-recourses, etc. are used by the teachers while teaching.	23.0	35.0	34.0	8.0	92.0
7.	The teachers are available & accessible in the college after the lecture timings.	25.0	31.0	37.0	7.0	93.0
8.	Periodical assessments are conducted as per schedule.	26.0	31.0	36.0	7.0	93.0
9.	Attendance record of the students is maintained by the teachers.	37.0	32.0	25.0	6.0	94.0
10.	Regular and timely feedback is given to the students on their performance.	29.0	31.0	33.0	7.0	93.0
11.	The evaluation process is fair and unbiased.	27.0	31.0	34.0	8.0	92.0
12.	The teachers guide the students for overall personality development of the students.	33.0	27.0	34.0	6.0	94.0



- The highest percentage, 95% responded that the teachers come well prepared for the class.
- 94% agreed that attendance record of the students is maintained by the teachers.
- 93% opined that periodical assessments are conducted as per schedule.
- 94% of respondent students agreed the teachers are punctual and regular in taking lecture as well as they encourage participation & discussion in class.
- 92% of the students opined that the evaluation process is fair and unbiased.
- 94% of the overall responses received, consented that the teacher's guide the students for overall personality development of the students.
- 93% agreed that regular and timely feedback is given to the students on their performance.
- 93% of the students opined that the entire syllabus is completed in time and the teachers are available & accessible in the college after the lecture timings.
- 92% of the students responded that the teacher's attitude towards the students is friendly & helpful.
- 92% are of the opinion that modern teaching aids, PPT, web-recourses, etc. are used by the teachers while teaching.



BHIKHABHAI JIVABHAI VANIJYA MAHAVIDYALAYA

VALLABH VIDYANAGAR

ACTION TAKEN REPORT -2017-18

1. Every year Programme coordinators are to be appointed and for each class the class counselor (mentor) is appointed.
2. In each semester the faculty members prepare teaching plan for each course in the beginning of the semester. The course completion report is submitted by the senior faculty for each course in consultation with other faculty members.
3. Continuous evaluation system as per the guidelines issued by the Sardar Patel University is followed and is communicated to the students in advance. The component of it consists of Internal test, quiz, assignment and attendance.
4. The college organizes industrial visits and field visits in BBA programme as a part of curriculum. Occasionally it also organized for few selected students of B.Com. programme also.
5. Paersonality Development Programme is organized for overall development of the students. Alongwith its alumni and experts are invited to groom the students.

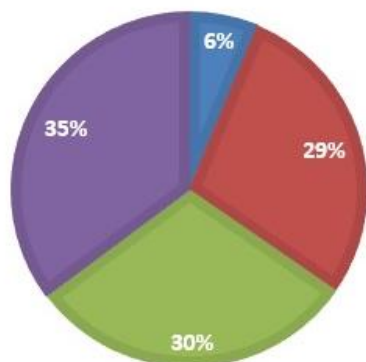


B. J. Vanijya Mahavidyalaya, Vallabh Vidyanagar

Students Feedback Data 2017-18

Count of 1.The entire syllabus is completed in time:

895 RESPONSE

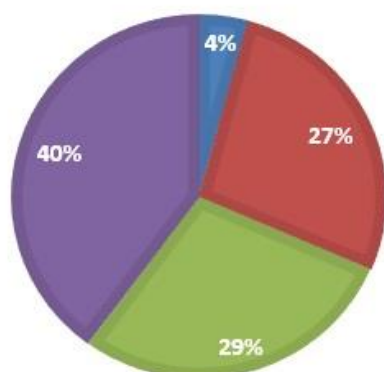


1.The entire syllabus is...

- Average
- Excellent
- Good
- Very Good

Count of 2. The teachers are punctual and regular in taking lectures and practical:

895 RESPONSE

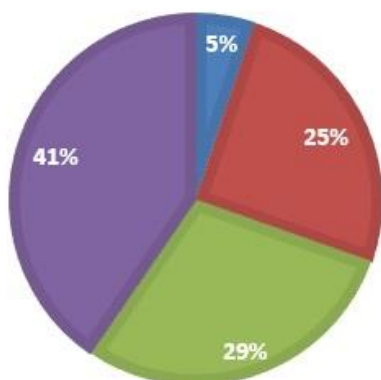


2. The teachers are punctual...

- Average
- Excellent
- Good
- Very Good

Count of 3.The teachers come well prepared for the class

895 RESPONSE

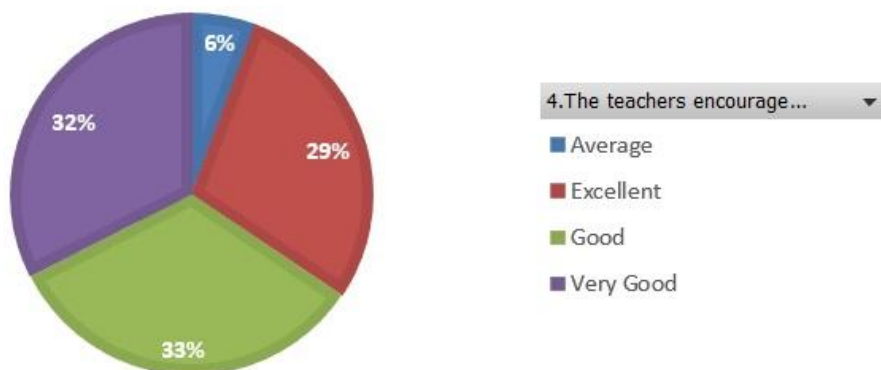


3.The teachers come well...

- Average
- Excellent
- Good
- Very Good

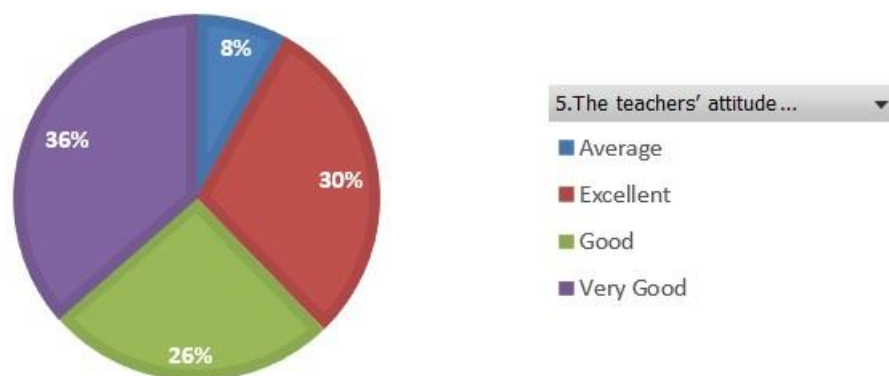
Count of 4.The teachers encourage participation and discussion in class:

895 RESPONSE



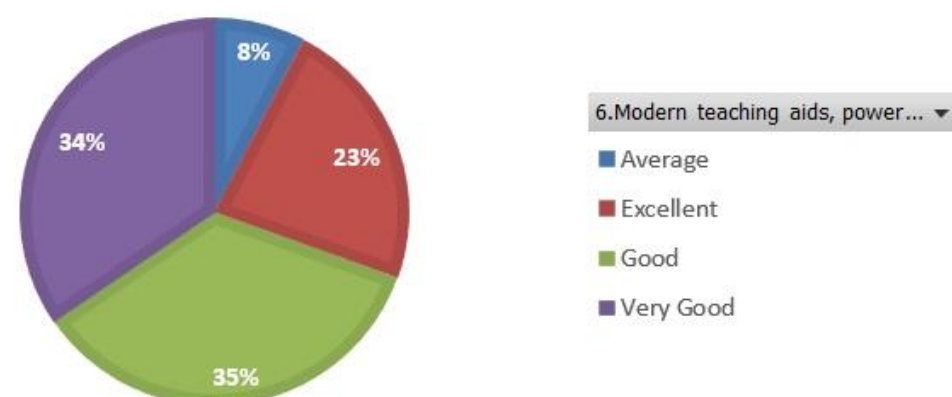
Count of 5.The teachers' attitude towards the students is friendly & helpful:

895 RESPONSE



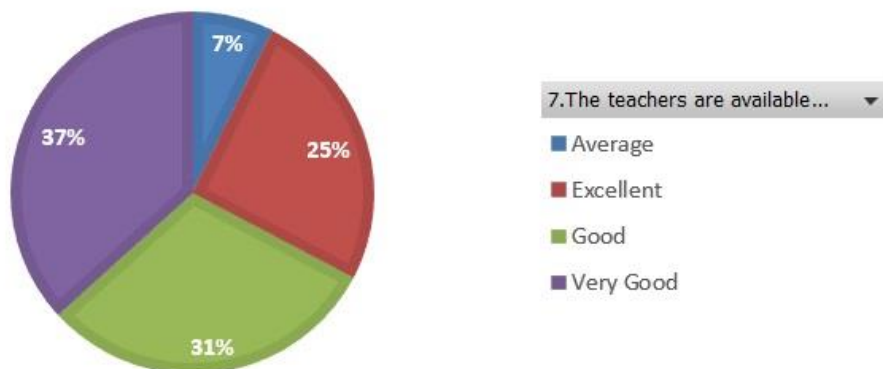
Count of 6.Modern teaching aids, power point presentations, web-resources, etc. are used by the...

895 RESPONSE



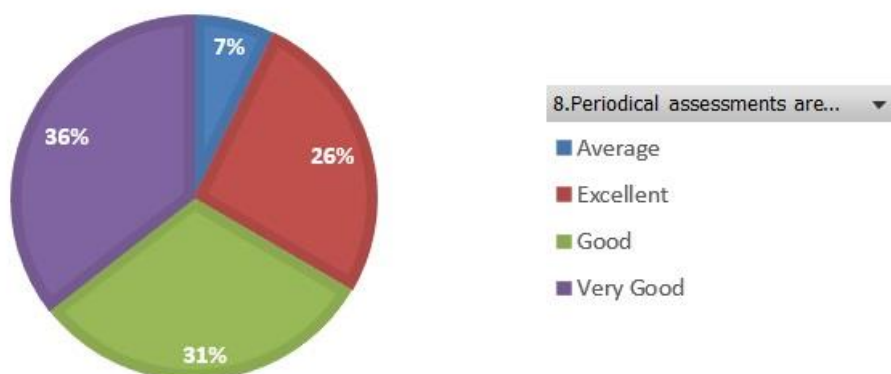
Count of 7.The teachers are available and accessible in the Department after lecture timings:

895 RESPONSE



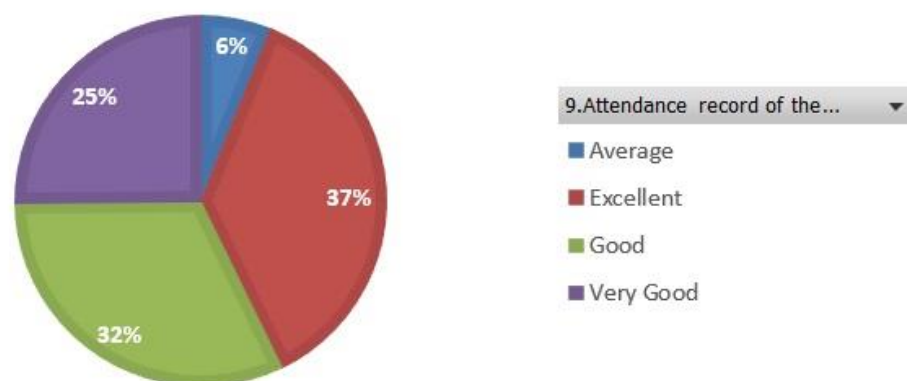
Count of 8.Periodical assessments are conducted as per schedule:

895 RESPONSE



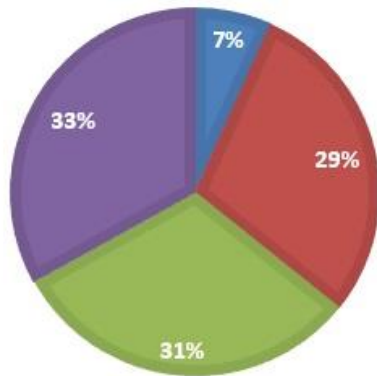
Count of 9.Attendance record of the students is maintained by the teachers:

895 RESPONSE



Count of 10.Regular and timely feedback is given on our performance:

895 RESPONSE

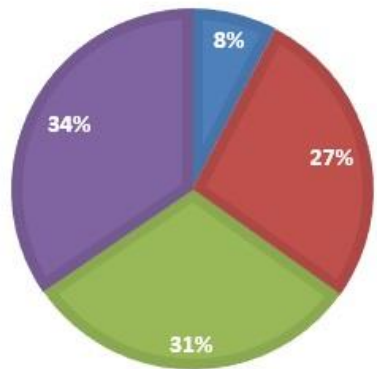


10.Regular and timely...

- Average
- Excellent
- Good
- Very Good

Count of 11.The evaluation process is fair and unbiased:

895 RESPONSE

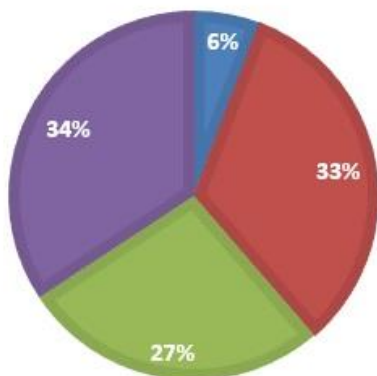


11.The evaluation process is...

- Average
- Excellent
- Good
- Very Good

Count of 12.The teachers guide the students for overall personality development of the students:

895 RESPONSE



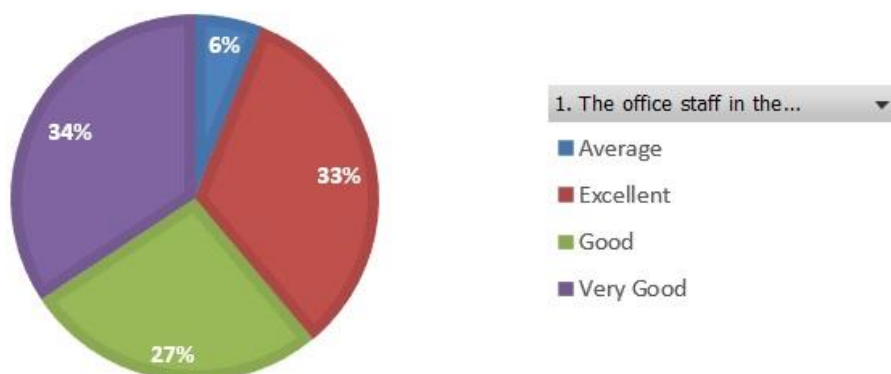
12.The teachers guide the...

- Average
- Excellent
- Good
- Very Good

Feedback from Students about BJVM College

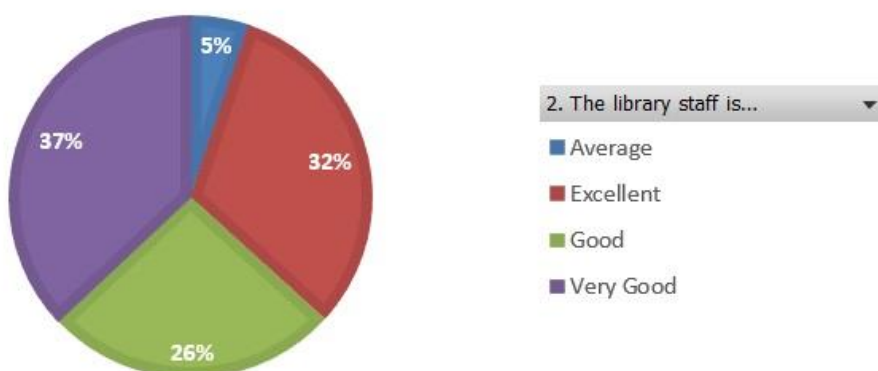
Count of 1. The office staff in the college is cooperative and helpful:

895 RESPONSE



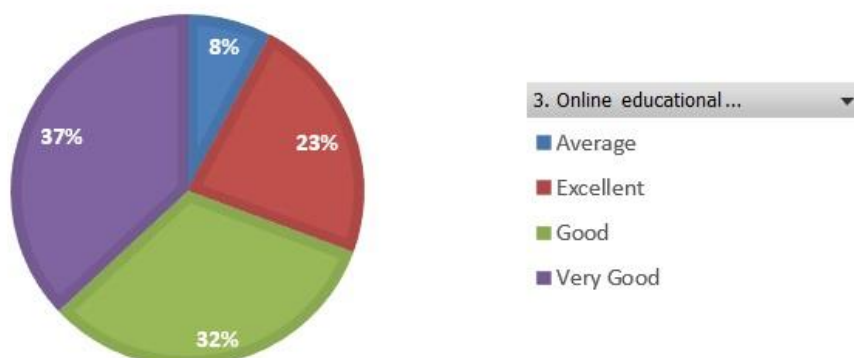
Count of 2. The library staff is cooperative and helpful:

895 RESPONSE



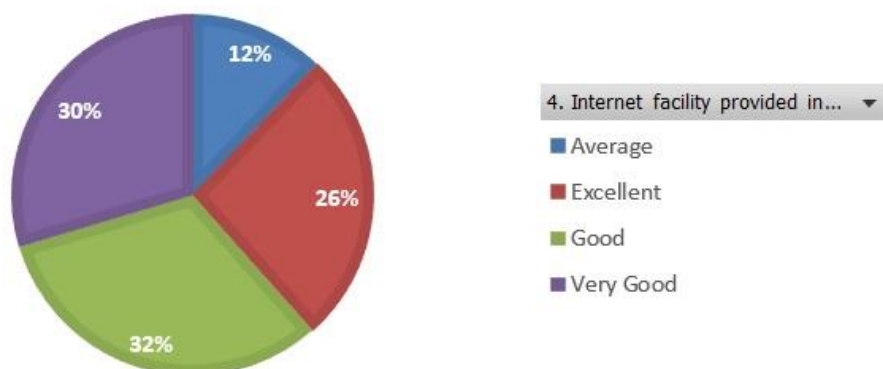
Count of 3. Online educational resources are available and accessible in the library:

895 RESPONSE



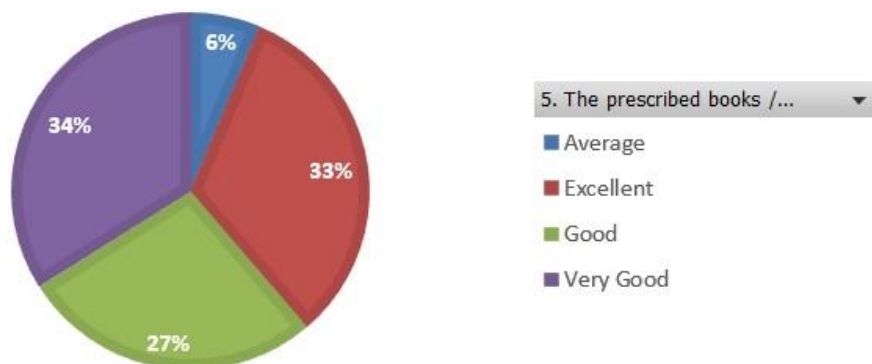
Count of 4. Internet facility provided in the Library is satisfactory:

895 RESPONSE



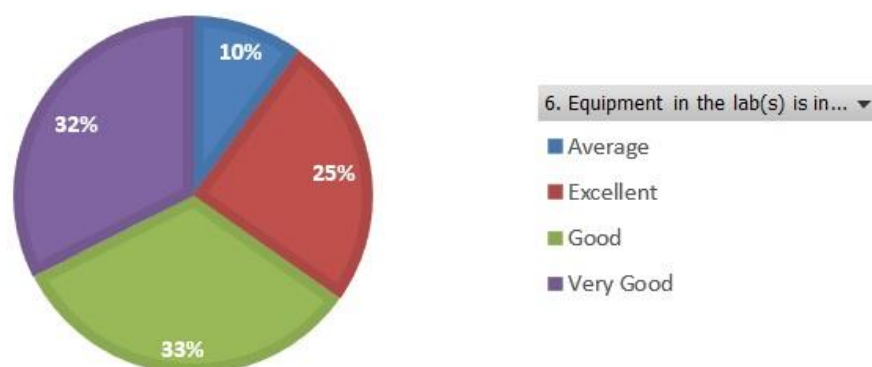
Count of 5. The prescribed books / reading materials are available in the library:

895 RESPONSE



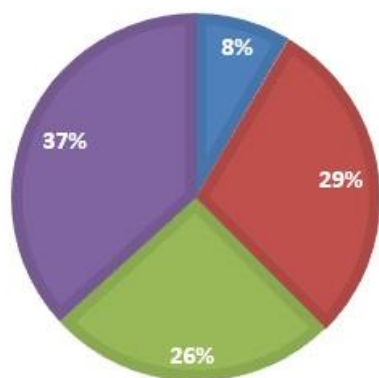
Count of 6. Equipment in the lab(s) is in good working condition:

895 RESPONSE



Count of 7. Results are displayed by the college:

895 RESPONSE

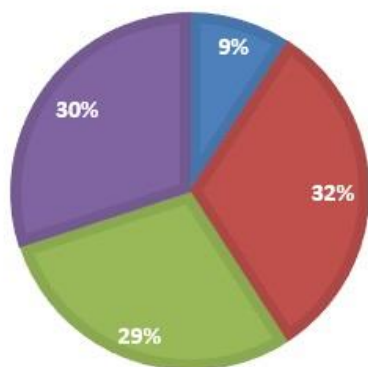


7. Results are displayed by the... ▼

- Average
- Excellent
- Good
- Very Good

Count of 8. Separate common rooms for girls and boys are available:

895 RESPONSE

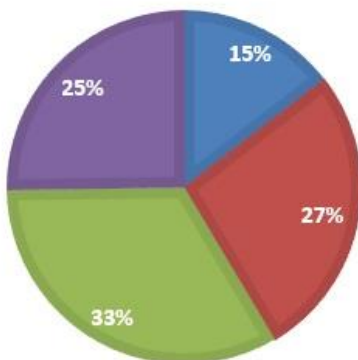


8. Separate common rooms... ▼

- Average
- Excellent
- Good
- Very Good

Count of 9. Toilets / Washrooms are clean and properly maintained:

895 RESPONSE

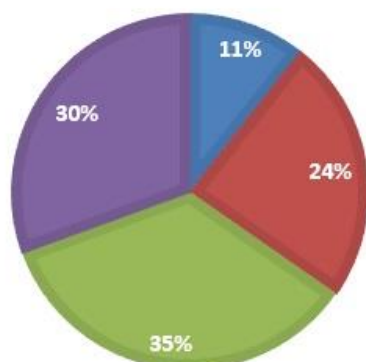


9. Toilets / Washrooms are... ▼

- Average
- Excellent
- Good
- Very Good

Count of 10. The classrooms are clean and well maintained:

895 RESPONSE

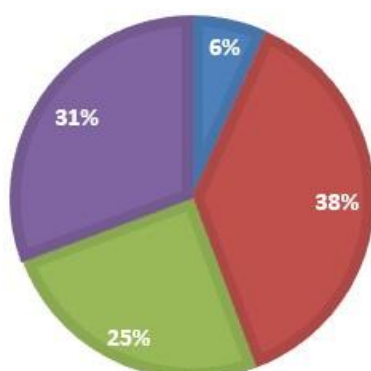


10. The classrooms are clean... ▼

- Average
- Excellent
- Good
- Very Good

Count of 11. The campus is green and eco-friendly:

895 RESPONSE

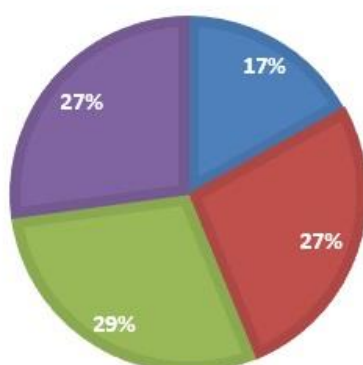


11. The campus is green and... ▼

- Average
- Excellent
- Good
- Very Good

Count of 12. Clean drinking water is available in the college campus:

895 RESPONSE

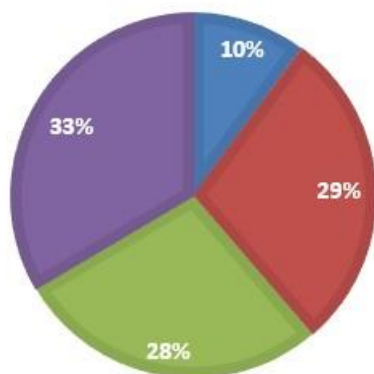


12. Clean drinking water is... ▼

- Average
- Excellent
- Good
- Very Good

Count of 13. The buildings / classrooms are accessible to disabled persons:

895 RESPONSE

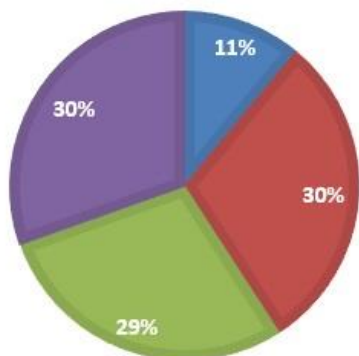


13. The buildings / classrooms...

- Average
- Excellent
- Good
- Very Good

Count of 14. The campus has adequate power supply:

895 RESPONSE

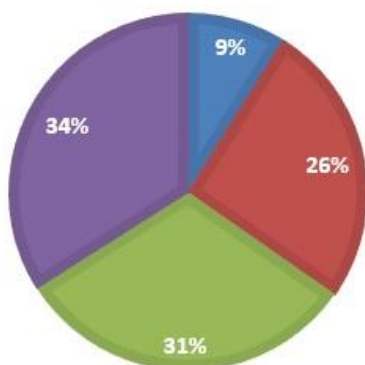


14. The campus has adequate ...

- Average
- Excellent
- Good
- Very Good

Count of 15. Our grievances are redressed / problems are solved well in time:

895 RESPONSE



15. Our grievances are...

- Average
- Excellent
- Good
- Very Good

Count of 16. The functioning of the placement cell in the college is satisfactory:

895 RESPONSE

